

How to speed up development productivity with OpenShift

Magnus Eklund

Solution Architect AppDev

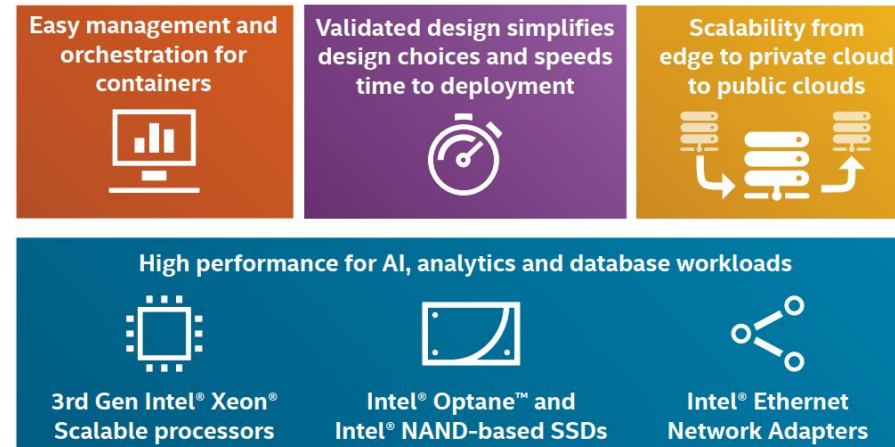
Red Hat OpenShift Reference Architecture

Joint Red Hat and Intel OpenShift Reference Architecture

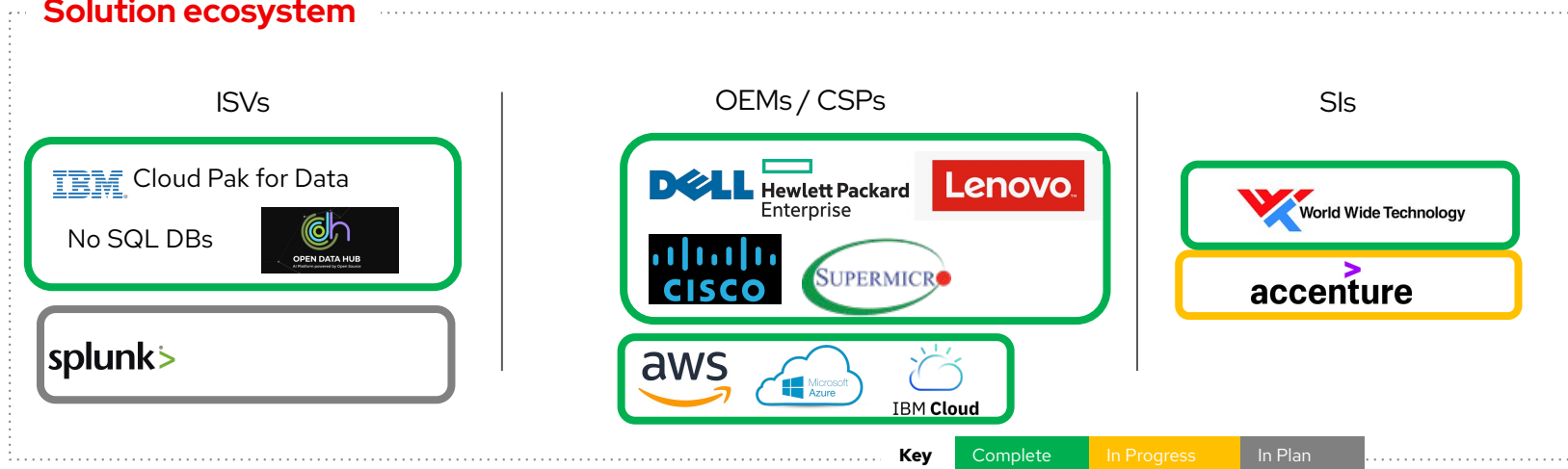
Solution overview

Summary: The RA enables deployment of performant and low-latency container-based workloads onto different footprints, such as bare metal, virtual, private cloud, public cloud, or a combination of these, in either a centralized data center or at the edge

Purpose: A general purpose OpenShift reference architecture to showcase the best of Intel and Red Hat products with key workloads



Solution ecosystem



Intel enabling status

- Intel® Xeon (2nd Gen – Cascade Lake, 3rd Gen – Ice Lake)
- Intel Optane (PMEM, SSD); Columbiaville

Collateral

- [Intel OpenShift RA for 4.6](#)
- [Intel OpenShift Solution Brief for 4.6](#)
- [Red Hat: OpenShift Ref Arch – Multiple OEMs](#)
- [Dell: OpenShift Offering](#)
- HPE: [OpenShift Offering](#)
- Cisco: [OpenShift Offering](#)
- Lenovo: [OpenShift Offering](#)
- Supermicro: [OpenShift Offering](#)
- Penguin Computing: [OpenShift Offering](#)

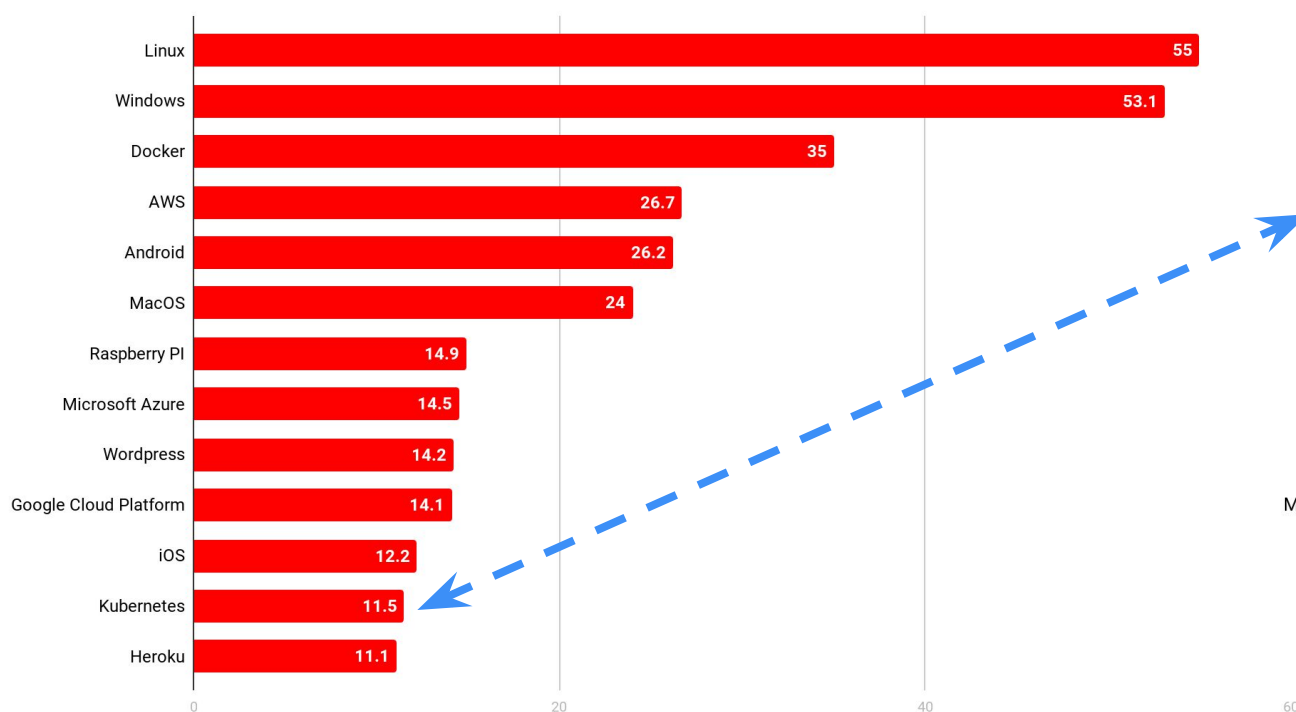
Agenda

- Kubernetes solves all your problems!?
- Spend more time developing
- Easily navigate the many components of your applications.
- Get advanced services, without the hassle.
- Recap


Kubernetes
solves all your
problems!?

Kubernetes and Developers

Platform Adoption**



Most Loved Platforms**



Kubernetes tried by most
businesses

Complexities preventing adoption...

Ask a Developer

"What do you think about when you hear the word **Kubernetes** ?

- Containers
- YAML
- Virtualization
- Infrastructure
- Abstraction
- Complexity



**DIY K8s strategy -
maintenance problems**



Concepts

[Documentation](#) [Blog](#) [Training](#) [Partners](#) [Community](#) [Case Studies](#) [English ^](#) [v1.18 ^](#)[HOME](#) [GETTING STARTED](#) [CONCEPTS](#) [TASKS](#) [TUTORIALS](#) [REFERENCE](#) [CONTRIBUTE](#)

Search



Concepts

▼ Overview

[What is Kubernetes?](#)[Kubernetes Components](#)[The Kubernetes API](#)[▶ Working with Kubernetes Objects](#)[▶ Cluster Architecture](#)[▶ Containers](#)[▶ Workloads](#)[▶ Services, Load Balancing, and Networking](#)[▶ Storage](#)[▶ Configuration](#)[▶ Security](#)[▶ Policies](#)[▶ Scheduling](#)[▶ Cluster Administration](#)

What is Kubernetes?

This page is an overview of Kubernetes.

- [Going back in time](#)
- [Why you need Kubernetes and what it can do](#)
- [What Kubernetes is not](#)
- [What's next](#)

Kubernetes is a portable, extensible, open-source platform for managing containerized workloads and services, that facilitates both declarative configuration and automation. It has a large, rapidly growing ecosystem. Kubernetes services, support, and tools are widely available.

The name Kubernetes originates from Greek, meaning helmsman or pilot. Google open-sourced the Kubernetes project in 2014.

Kubernetes combines [over 15 years of Google's experience](#) running production workloads at scale with best-of-breed ideas and practices from the community.

Going back in time

What Kubernetes is not

Kubernetes is not a traditional, all-inclusive PaaS (Platform as a Service) system. Since Kubernetes operates at the container level rather than at the hardware level, it provides some generally applicable features common to PaaS offerings, such as deployment, scaling, load balancing, logging, and monitoring. However, Kubernetes is not monolithic, and these default solutions are optional and pluggable. Kubernetes provides the building blocks for building developer platforms, but preserves user choice and flexibility where it is important.

Kubernetes:

- Does not limit the types of applications supported. Kubernetes aims to support an extremely diverse variety of workloads, including stateless, stateful, and data-processing workloads. If an application can run in a container, it should run great on Kubernetes.
- Does not deploy source code and does not build your application. Continuous Integration, Delivery, and Deployment (CI/CD) workflows are determined by organization cultures and preferences as well as technical requirements.
- Does not provide application-level services, such as middleware (for example, message buses), data-processing frameworks (for example, Spark), databases (for example, MySQL), caches, nor cluster storage systems (for example, Ceph) as built-in services. Such components can run on Kubernetes, and/or can be accessed by applications running on Kubernetes through portable mechanisms, such as the [Open Service Broker](#).
- Does not dictate logging, monitoring, or alerting solutions. It provides some integrations as proof of concept, and mechanisms to collect and export metrics.
- Does not provide nor mandate a configuration language/system (for example, Jsonnet). It provides a declarative API that may be targeted by arbitrary forms of declarative specifications.

Complexities preventing adoption...

Ask a Developer

"What do you think about when you hear the word **Kubernetes** ?

- Containers
- YAML
- Virtualization
- Infrastructure
- Abstraction
- Complexity



What do you really want from **Kubernetes** ?

- Infrastructure as Code
- Innovation & Cloud Native Tools
- Flexibility
- Extensibility
- Portability
- Community

**Not much focus and
support yet**

Developer interest

“I JUST WANT TO CODE”

“I WANT TO BE A KUBE EXPERT”

Simple / Opinionated

Powerful / Flexible

...but all developers want:

- Choice of tools, not “corporate dictated” tools
- Ability to consume cloud services and deploy anywhere
- Kubernetes...but easier
- To be able to switch contexts instantly

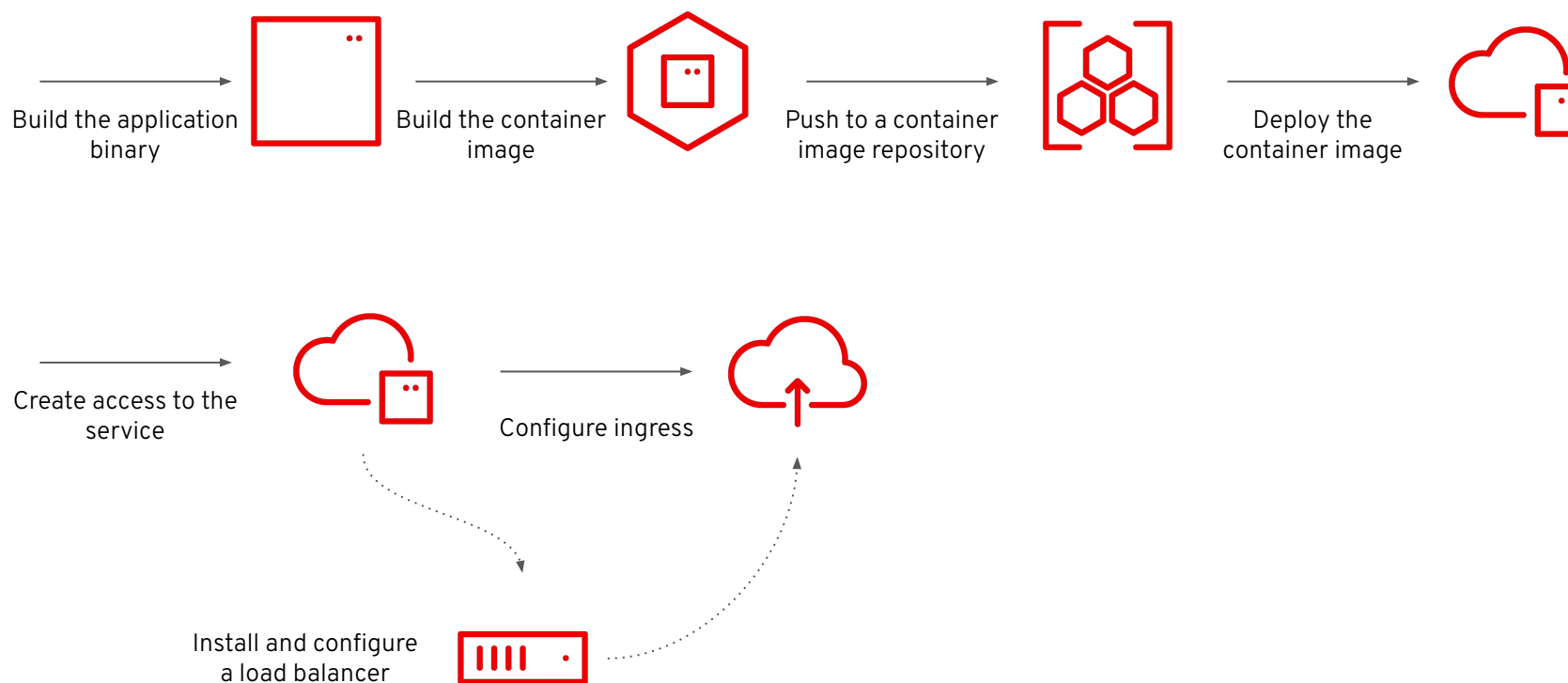
Spend more time developing

How to easily deploy things on OpenShift

Deploy an application on Kubernetes



Common process



What happened? Source-to-Image explained

- Created a build pod for building the app
- Created an OpenShift Build config
- Pulled the builder image into OpenShift's internal docker registry.
- Cloned the application repo locally
- Analysis showed there's a maven pom, so compiled the application using maven
- Created a new container image with the compiled java application and pushed this container image into the internal container registry
- Created a Kubernetes Deployment with specifications around pods, service spec etc.
- Kicked off a deploy of the container image.
- Removed the build pod.
- Exposed the service in the route (ingress)

Recap –
how to easily deploy things on
OpenShift
*So that you can spend more
time developing*

Spend more time developing

How to use the Developer Perspective

Red Hat OpenShift Container Platform

Developer

+Add

Topology

Observe

Search

Builds

Helm

Project

ConfigMaps

Secrets

Project: open-tour-demo

Application: all applications

View shortcuts

Display options

Filter by resource

Find by name...

```
graph TD; webshop[webshop] --> productCatalogService[product-catalog-service]; productCatalogService --> productCatalog[product-catalog]; productCatalogService --> productCatalogLogDB[product-catalog-log-db]; productCatalog --> productCatalogLogDB;
```

product-catalog-service

Actions

Health checks

Container product-catalog-service does not have health checks to ensure your Application is running correctly. [Add health checks](#)

Details

Resources

Observe

Pods

product-catalog-service-55bc9596f7-nlc42

Running

View logs

Builds

product-catalog-service

Start Build

Build #1 was complete (33 minutes ago)

View logs

Services

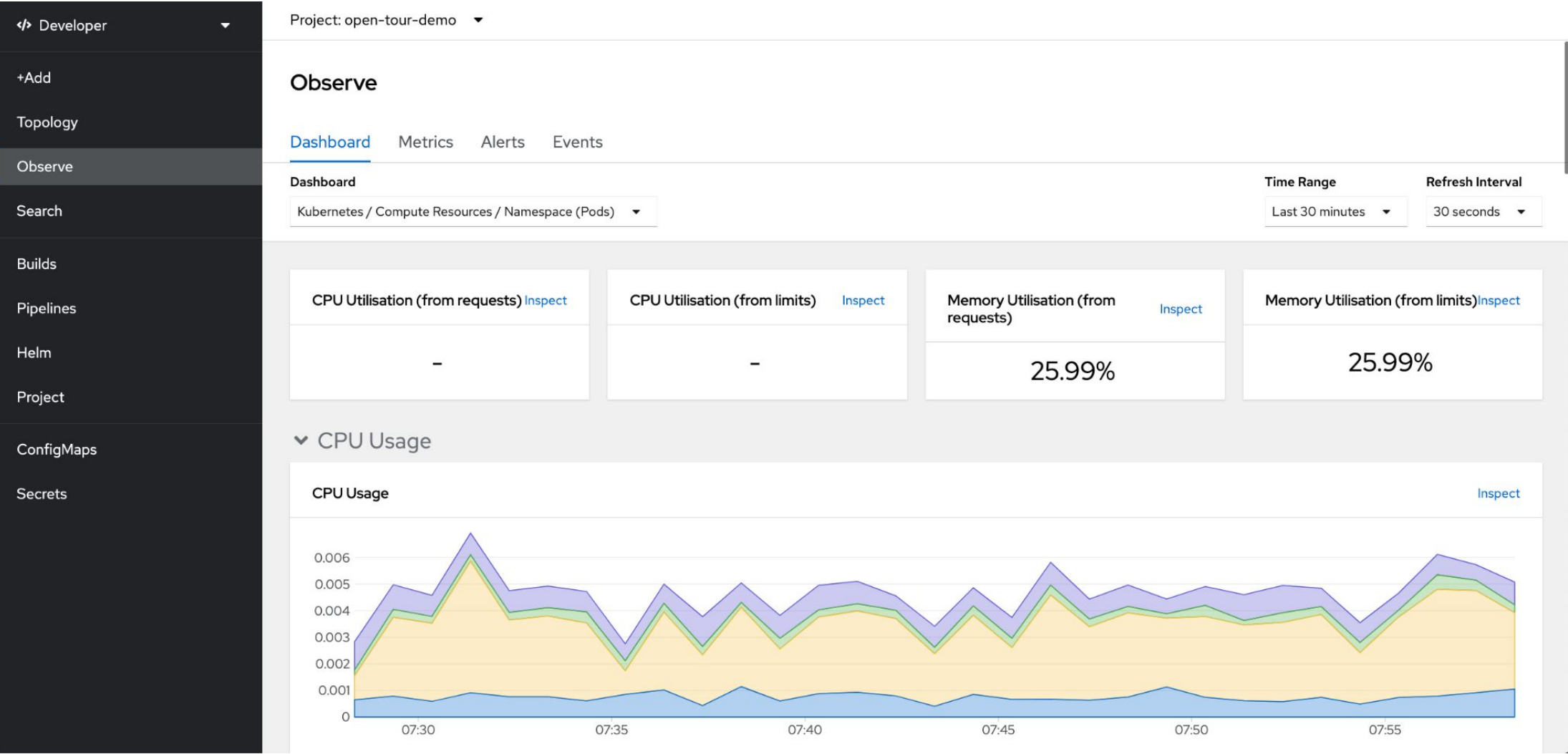
product-catalog-service

Service port: 8080-tcp → Pod port: 8080

Service port: 8443-tcp → Pod port: 8443

Service port: 8778-tcp → Pod port: 8778

Dev console demo - add from git



Recap –
How to use the Developer
Perspective
*So you can easily navigate the
many components of your
applications*

Spend more time developing

Easily deploy developer services on OpenShift

Dev catalogue - add capabilities - kafka etc

Recap –
Easily deploy developer
services on OpenShift
*So you can use modern day
features, without the hassle*

We showed you how to easily deploy applications on OpenShift

So you can spend more time developing

We showed you how to use the developer perspective

*So you can easily overview and manage
the many components of your applications.*

We showed you how to easily deploy developer services on
OpenShift

*So you can use modern day features,
without the hassle*

Developer Productivity in Scope

	Kubernetes	OpenShift
Developer Productivity	Out of scope	✓ Developer Perspective (app-centric topology view, live terminals, logs, and stats), Routes (easy hostname records), Developer Catalog (Operator-backed, Admin configurable)
Inner Loop	Out of scope	✓ CodeReady Workspaces (hosted IDE w/ VScode plugin support), odo ("cf push" style code promotion between commits)
Builds, Pipelines	Out of scope	✓ Tekton pipelines, Source-to-Image S2I, Buildah (runs builds on cluster, producing container images that do not require root privs)
Container Registry	Out of scope	✓ Quay w/ Clair for static image analysis (on-cluster)
Logging	Out of scope	✓ Prometheus (on-cluster, Developer Perspective dashboard includes PromQL and live data)
Service Mesh	Out of scope	✓ Istio, Kiali, Jaeger (on-cluster)
Serverless	Out of scope	✓ Knative (on-cluster, Developer Perspective dashboard integration)
Advanced Workloads & Marketplace	CRDs (v1.12+ recommended)	✓ Dashboard support for CRDs, Disk storage (volumes and claims), Operator Marketplace (on-cluster), Helm3, KubeVirt (VMs), GPUs

The Red Hat Developer Program

Technical developer content that educates; access to free software for development




Free Products

Free access to downloadable and SaaS software for use in development and pre-production environments.



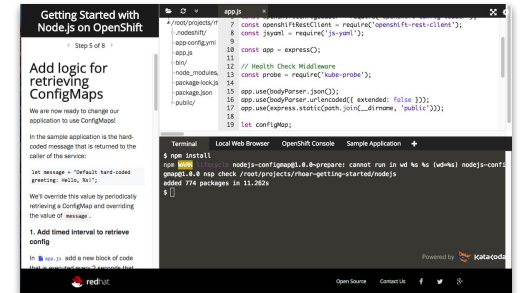
Red Hat DevNation

Technical talks and hands-on labs delivered virtually and physically. Book a private session for your organization.



Industry Leading Experts

E-books, quick reference guides, cheat sheets, and how-to articles and videos. Learn new technologies from the experts.




Labs and Trials

Faster, easier product evaluation and adoption through step-by-step tutorials and labs. Free trials for dev teams.

Sign up for free at developers.redhat.com






<https://developers.redhat.com/developer-sandbox>

```
[your@sandbox ~]$ lscpu
RAM: 7GB
Storage: 15GB
Time limit: 30 days
Awesome: YES
```



free e-book

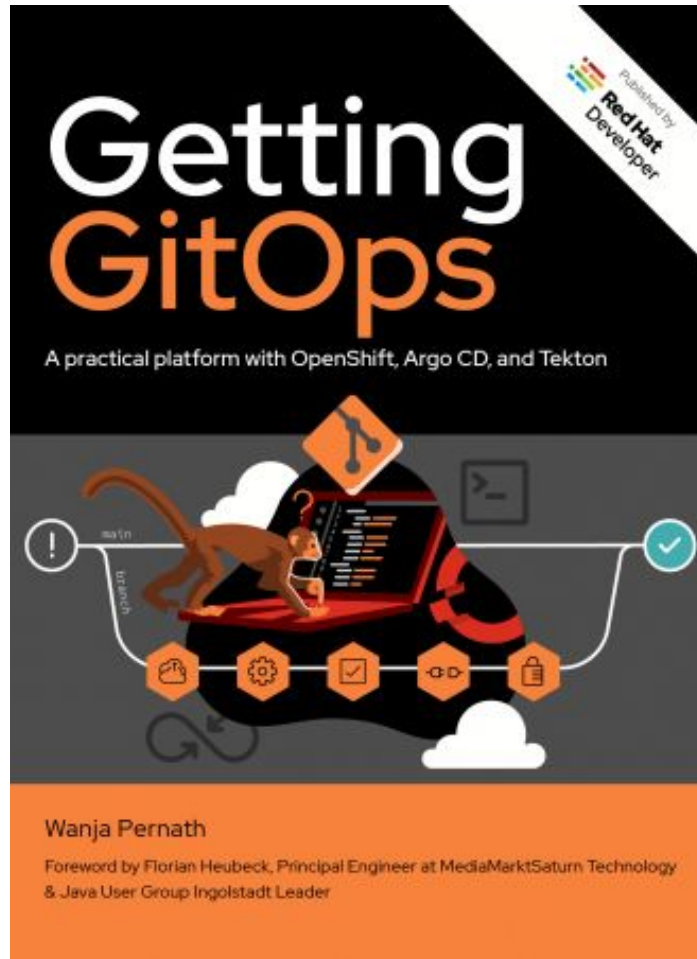



[Download](https://red.ht/3lxJCzY)

<https://red.ht/3lxJCzY>

free e-book

Getting GitOps: A practical platform with OpenShift, Argo CD, and Tekton



This book covers:

- How to install and use Quarkus for Java development
- How to configure an application to use a PostgreSQL database in a Kubernetes environment
- Basic Kubernetes files
- OpenShift Templates
- The Kustomize configuration management tool
- The Docker, Podman, Buildah, and Skopeo build tools
- Basic Helm charts and subcharts
- Kubernetes Operators
- CI/CD with Tekton
- CI/CD with OpenShift Pipelines
- GitOps with Argo CD
- Tekton security

<https://developers.redhat.com/e-books/getting-gitops-practical-platform-openshift-argo-cd-and-tekton>

Thank you

Red Hat is the world's leading provider of enterprise open source software solutions.

Award-winning support, training, and consulting services make Red Hat a trusted adviser to the Fortune 500.



Corporate: [linkedin.com/company/red-hat](https://www.linkedin.com/company/red-hat)
Developer: [linkedin.com/showcase/red-hat-developer/](https://www.linkedin.com/showcase/red-hat-developer/)



Corporate: [youtube.com/user/RedHatVideos](https://www.youtube.com/user/RedHatVideos)
Developer: [youtube.com/channel/UC7noUdfWp-ukXUIAsJnSm-Q](https://www.youtube.com/channel/UC7noUdfWp-ukXUIAsJnSm-Q)



Corporate: @RedHat
Developer: @rhdevelopers